

Door Closers

N8824 / N8824BC / N8824SR

Medium Duty



ASSA ABLOY

Application:

- Suitable for fire resistant doors and other internal doors
- Sizes EN 2-4 wind through adjustable


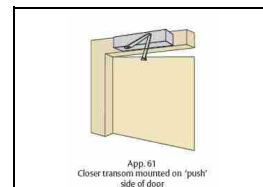
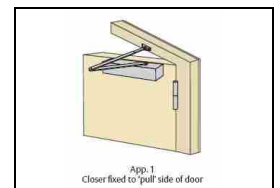
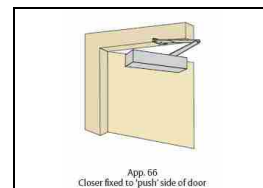
Specification:

- Aluminium body, steel armset
- Independent door speed and latch controls
- Adjustable backcheck (N8824BC)
- Non-handed for maximum flexibility
- Concealed fixings and adjustment controls
- Curve or Linear cover styles in a choice of finishes
- Adjustable, platform arm
- Easy-to-use template and pictorial fitting instructions
- Also available as hold-open
- Also available with slide arm (anodised) - N8824SR
 - Power size 1-3
 - Max door mass: 60kg
 - Door width: 750-950mm
- The N8824 and N8824BC are universal and can be fitted as App. 1, App. 66 or App. 61
- All covers have matching arms

Finish:

- SIL - Silver finish
- SS - Satin Stainless Steel (SS304)

	Apps 1 & 61	App 66
Max door width	1100mm	1100mm
Max door mass	80kg	60kg
Max opening angle	135°	160°



Standards:

- Certificate Number: 1121-CPD-AD0052 (CE mark not valid if door width/mass exceeds values shown)
- 3rd party tested to BS EN 1154

3	8	4/2	1*	1	3
---	---	-----	----	---	---

 - * Included in fire tests to BS EN 1634-1 with assessment for use on timber fire doors with intumescent protection up to FD120
- Certifire Certificate Number: CF410

